

# FLIP-TOP.II conference tables



## FEATURES

- Once the top is flipped, the tables can be stored to save space;
- Because of the folding mechanism and castors, the FLIP-TOP II tables are quickly installed and easily reconfigured by users;
- Bolted connections to tabletop (no wood screws);
- Easy to assemble and disassemble – “metal to metal” construction.

## TECHNICAL INFORMATION

### Tabletop

- 25 mm MFC (melamine) with 2 mm ABS edging;
- With or without cut-out for grommet and wire management.


### Frame

- Metal tube – 100x40 mm;
- Flip-top locking mechanism tubes – 50x25 mm;
- Always in powder coated metal dark grey color (MA04, RAL7016).

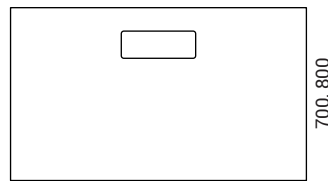
## Legs

- Metal tube – 80x30 mm;
- Leg feet – 4 mm thickness sheet metal, bent and welded;
- Powder coated metal;
- Two Ø50 mm castors with brakes.


## RANGE



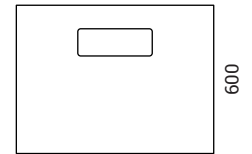
1200, 1400, 1600



1200, 1400, 1600



800, 1000, 1200



800, 1000, 1200

### Must be ordered

For desktop with cut-out:




Metal grommet  
317x119, H=27 mm

### Optional



Cable tray  
500x100, H=110 mm  
Fits 1000, 1200, 1400, 1600 mm width tables.



Cable tray  
360x180, H=110 mm  
Fits only 800 mm width tables.



Cable clips 3 pcs.

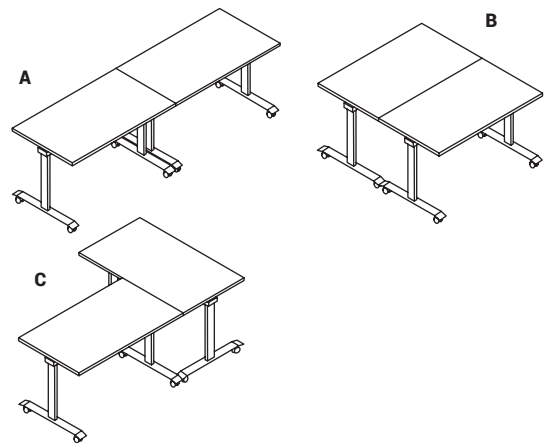
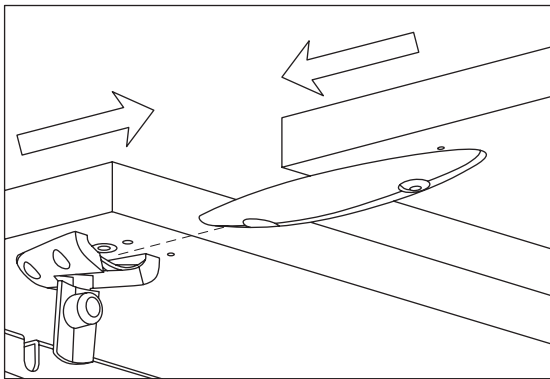


Fittings for desktop connection\*  
180x50, H=17 mm

\*To connect two tables together and avoid height differences between desktops while grouping desks.

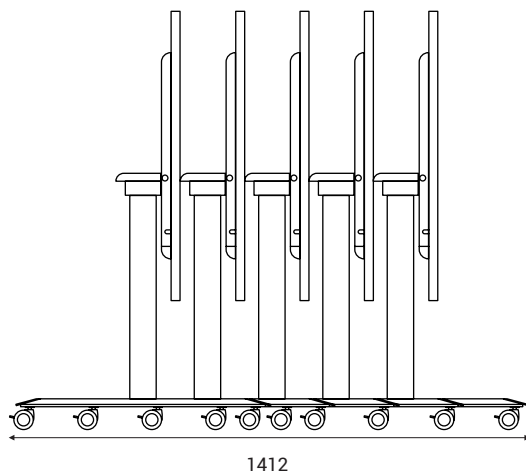
## ADDITIONAL INFORMATION

### Connection of two tables

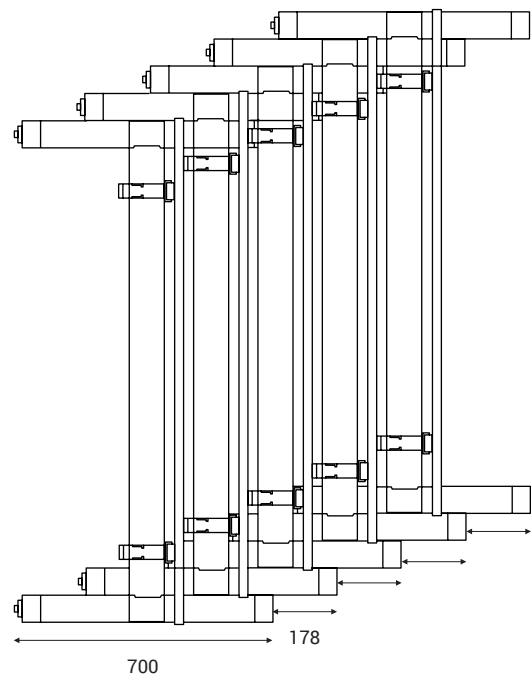
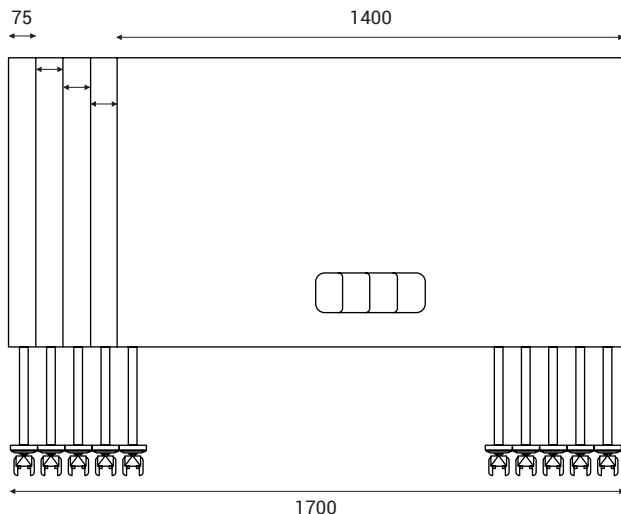


- Connection (A and C) is possible only for two same depth tables.
- Connection (B) is possible only for two same width tables.
- 90 degree (C type) connection not possible for 800 mm width tables.

### Stacking example of five tables



1 additional table +75 mm



1 additional table +178 mm