

NOVA Wood desks



FEATURES

- Easy to assemble and disassemble - "metal to metal" construction
- Just one tool for assembling (DIN911 S5)

QUALITY STANDARD

- LST EN 527-1:2011
- LST EN 527-2:2003
- All desks meet the requirements of the LST EN 527-3:2003 standard

TECHNICAL INFORMATION

Desktop

- 25 mm MFC (melamine) with 2 mm ABS edging;
- 26 mm MDF covered in HPL with sloping painted edges;
- Sloping painted edges: white or black colour;
- The corners of sloping desktop are rounded: R100 mm;
- 10 mm gap between the legs and the desktop;
- 40 mm gap between the desktops in back to back benches (depth of benches – 1440/1640).

Central leg (solid wood leg fixed into metal tube)

- Lacquered and stained natural ash solid wood;
- Glued wood construction;
- With metal inserts for fixing;
- Plastic feet with height levelling (+10 mm);
- Metal tube: 80x40 mm, powder coated metal.

Metal beam

- Metal tube - 40x20 mm;
- With welded metal plates for leg fixing;
- Powder coated metal.

Legs


- Lacquered and stained natural ash solid wood;
- Glued wood construction;
- With metal inserts for fixing;
- Plastic feet with height levelling (+10 mm).



Desktop type



Plain desktop



Desktop with a scallop for wire management



Desktop with a cut-out for grommet and wire management


Edge type



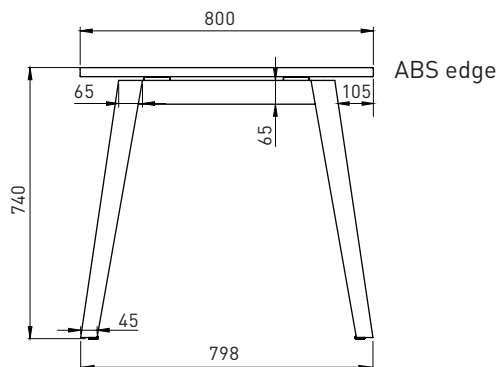
ABS edge (melamine)




Sloping edge (HPL)



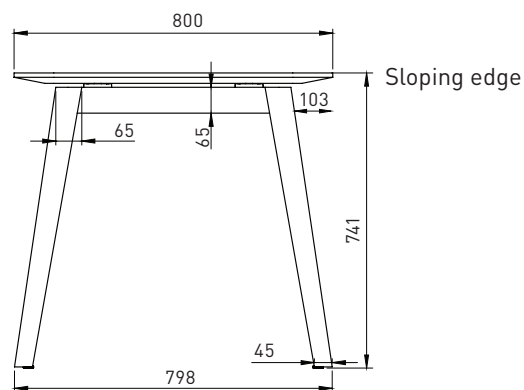
Desk with melamine desktop



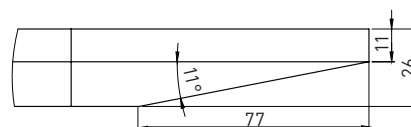
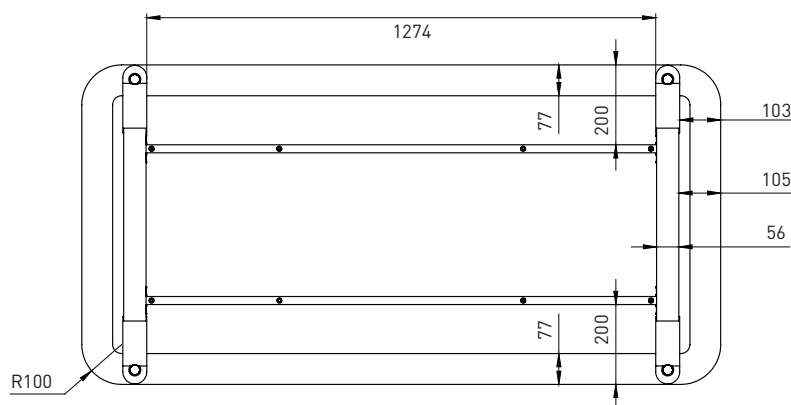
ABS edge



Desk with HPL desktop



Sloping edge



Screen and accessories

- Suitable screens for desks with melamine desktop: NOVA fabric, NOVA fabric with metal frame, NOVA plexiglas (Perspex), TOP 530 (ATP120, ATP140, ATP160, ATP120, ATV140, ATV160, ATS070, ATS080, ATL100), DESK 760 (ADK100, ADK101, ADP140, ADK102, ADK103, ADP141, ADP161).
- Desks with HPL desktop: screens available only for bench desks. NOVA fabric, NOVA fabric with metal frame, NOVA plexiglas (Perspex), TOP 530 (ATV140, ATV160, ATV180).
- Suitable accessories: all cable trays, ducts listed in the price list.
- For desks with sloping edges the length of the cable tray must be 200 mm shorter than the length of the desktop.

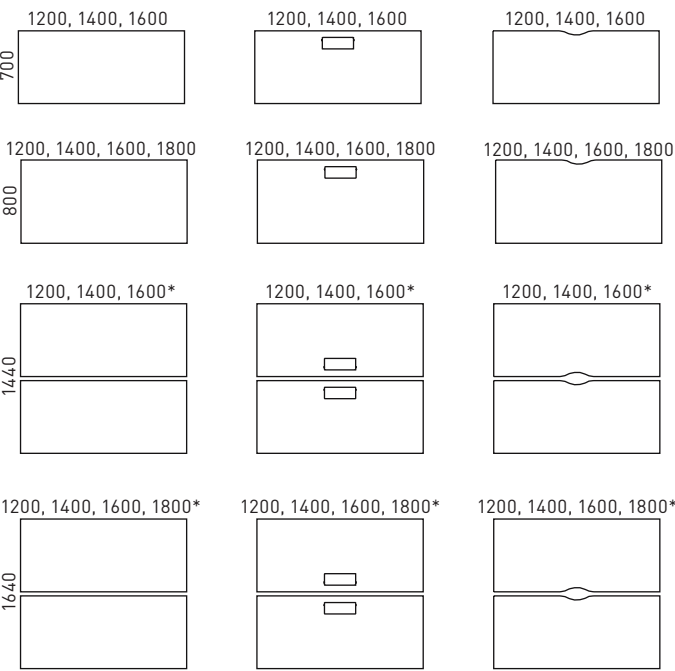
MATERIALS

- Melamine: M1 (white), M1D2 (white with amber oak edges); N (grey);
- HPL: M1B02 (white with white painted edges), M1B01 (white with black painted edges), L6B01 (black with black painted edges);
- Metal: E (white), A (black), M (metallic), T1 (dark grey);
- Solid wood: W2 (ash stained light grey).

GUARANTEE

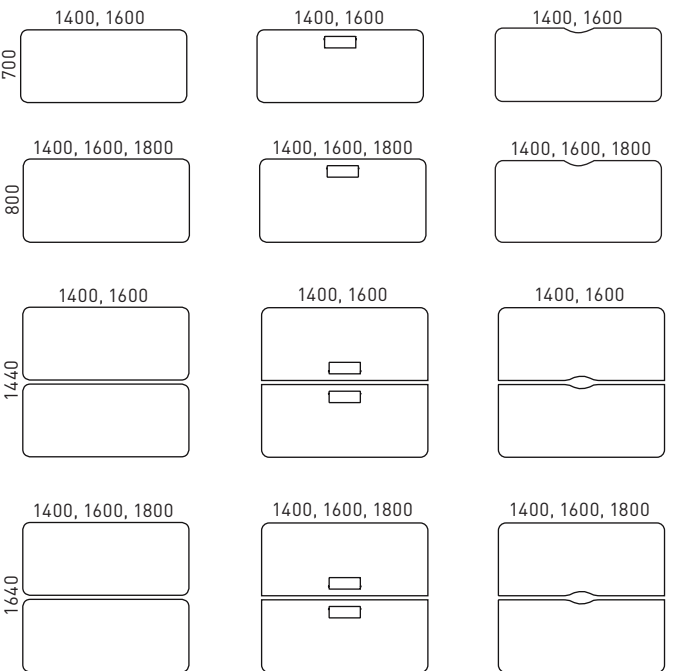
- 5 years

RANGE



Desks with melamine desktop

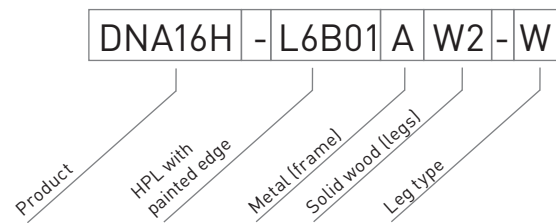


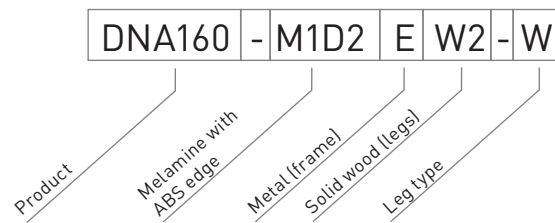
*To increase the number of workplaces, use supplementary units




Desks with HPL desktop

ORDERING EXAMPLE

Code structure



Must be ordered (for desktop with cut-out)



Metal grommet:
317x119 mm,
H=27 mm

Optional




Power socket
blocks



Cable trays



Cable clips



Cable ducts