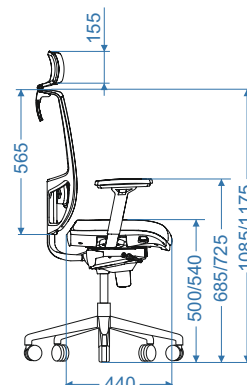
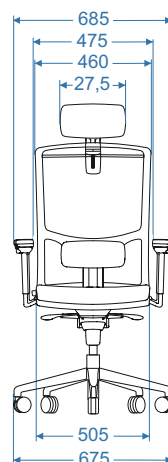
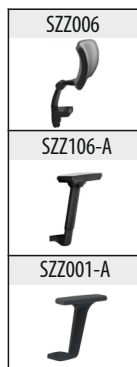


# TECHNICAL INFORMATION

## DIVA OPERATIVE CHAIR

2015  
08 12



### TECHNICAL FEATURES

- Castors:** PA (polyamide) and rubber free wheel castors, diameter 65mm.
- Gas lift:** black or chromed, 120mm run range.
- Bases:** polished aluminum or fiber glass reinforced PA (polyamide) base, metal ring included on plastic version. 675mm external diameter.
- Mechanisms:** *Epron*: mechanism with independent movement of seat and back; 5 locking positions of the backrest; side tension adjustment; the seat can be adjusted in infinite positions.  
*Epron Plus*: synchronized mechanism; 5 locking positions of the backrest; side tension adjustment with quick side tension regulation by lever.
- Seat:** adjustable (60mm depth run range), made in PP (polypropylene) and reinforced with metal bars. Seat foam in cold injected polyurethane, density: 64kg/m<sup>3</sup>.
- Armrests:** SZZ106 -A: 3D adjustable arm "Star" with PA (polyamide) fiber glass reinforced bracket. PU (polyurethane) pad, soft touch. 10° inclination bracket, 75mm high run range, 55mm depth run range.  
SZZ001-A: fixed plastic armrests.
- Back:** fiber glass reinforced PA (polyamide) back. Fiber glass reinforced PA (polyamide) back support (60mm run range, 3 steps), metal insert for mechanism fixing complete with threaded hole pattern.
- Lumbar support:** depth adjustment with cam lever, 3 locking position (15mm run range). PU (polyurethane) pillow soft touch.
- Mesh:** the back is in perspiratory mesh and offers high comfort and marked versatility in the use. The mesh is available in color black or grey. Made in PVC and PES (polyvinyl chloride + polyester) both for warp and texture.
- Headrest:** made from polyurethane, adjustable in high and front (60mm run range).

### PACKING

	Weight NET, kg	Weight, kg	Package type	Unit per box	Volume, m <sup>3</sup>	Units per palette	Boxes per palette	Box dimensions LxWxH (cm)	Pallet dimensions LxWxH (cm)
Without armrests	15	17	unassembled	1	0,23	8	8	670x470x735	1400x950x1600
With SZZ106-A armrests	17,2	19,4	unassembled	1	0,27	8	16	670x470x735	1400x950x1600
With SZZ001-A armrests	16	18	unassembled	1	0,27	8	16	670x470x735	1400x950x1600

### CHARACTERISTICS

Ergonomy and versatility bestow an extraordinary comfort to the product. Elegance and design make it attractive.

**Production date:** 2012-04-30  
**Guarantee:** 3 years